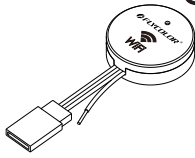


How to Use



Wi-Fi Trans

www.flycolor.net

01 Wi-Fi Trans特点

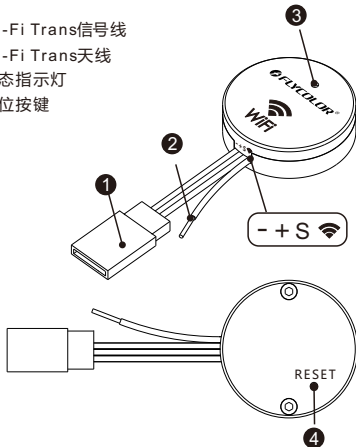
- 电调和Flycolor Wi-Fi Trans相连，通过手机APP支持电调参数设定及近距离检测实时数据。
- 参数设定更简单便捷。
- 体积小，携带和安装方便。

02 Wi-Fi Trans参数

- 工作电压：5-26VDC
- 功耗：≤300mW
- 尺寸：Φ27.5x9mm
- 重量：9.2g
- Wi-Fi有效距离：0-20M(空旷地带)
- Wi-Fi协议：IEEE802.11 b/n/g
- Wi-Fi Trans 出厂密码：00000000

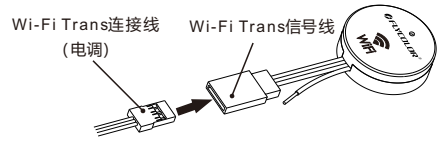
03 Wi-Fi Trans介绍

- 1 Wi-Fi Trans信号线
- 2 Wi-Fi Trans天线
- 3 状态指示灯
- 4 复位按键



04 Wi-Fi Trans使用方法

1. Wi-Fi Trans信号线①的信号、正极、“S+”插入ESC对应的Wi-Fi Trans连接线的编程、正极、负极（“P+”）。
2. ESC将提供Wi-Fi Trans所需的5V-26VDC工作电压。



3. 连接完成后，ESC上电，Wi-Fi Trans状态指示灯红色闪烁一次。
4. 将手机Wi-Fi功能连接上Wi-Fi模块的信号。
5. 此时Wi-Fi Trans已准备就绪，可用调参软件参数设置或监测实时数据。

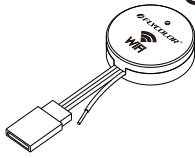
05 Wi-Fi Trans名称&密码重置

长按Wi-Fi Trans上的“RESET”，状态指示灯为红色常亮，按住至少5秒后松开。Wi-Fi名称和密码将恢复出厂设置。

06 调参软件 APP下载

1. 进入Flycolor官网 www.flycolor.net
点击 [技术] -- [软件下载]，按照提示下载安装Flycolor 调参软件。
2. **Android手机用户**
在百度助手中搜索Flycolor下载安装。
- IOS手机用户**
在Apple APP Store搜索Flycolor下载安装。

How to Use



Wi-Fi Trans

www.flycolor.net

01 Wi-Fi Trans features

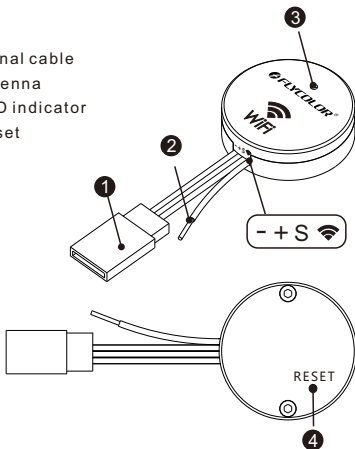
- Support programming and detection of real-time data at close range via smartphone APP.
- Make programming easier.
- Small-sized, easy to carry and assembly.

02 Wi-Fi Trans specifications

- Operation voltage: DC 5-26V
- Power consumption: ≤300mW
- Size: Φ27.5x9mm
- Weight: 9.2g
- Wi-Fi range: 0-20M (open field)
- Wi-Fi protocol : IEEE802.11 b/n/g
- Default pass word: 00000000

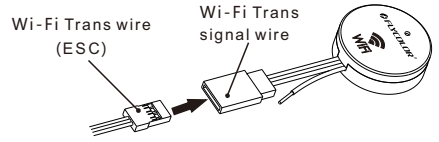
03 Wi-Fi Trans introduction

- 1 Signal cable
- 2 Antenna
- 3 LED indicator
- 4 Reset



04 Wi-Fi Trans usage

- 1.Plug Wi-Fi Trans signal wire("S+-") ① into the corresponding Wi-Fi Trans wire ("P+-") on the ESC.
- 2.The Wi-Fi Trans is powered by the ESC.



- 3.ESC power on, the status indicator of Wi-Fi will twinkle once in red.
4. Connects the phone to Wi-Fi signal which from Wi-Fi Trans.
- 5.Wi-Fi Trans is ready for working right now. Configurator programming and detection of real-time data functions are available.

05 Reset Wi-Fi Trans

Press and hold the "RESET" button for 5 seconds on the Wi-Fi Trans to restore default Wi-Fi name and password, the LED indicator turns to red.

06 Configurator App download

1. Visit Flycolor website www.flycolor.net Click **[Technology]** -- **[software/firmware]**, follow the instructions to download and install.
2. IOS:Search Flycolor in App Store,download and install.